


# SG80

## PICK AND CARRY CRANE

**SPIDER  
PLUS**



### SG80 PICK AND CARRY CRANE

The SG80 Pick & Carry Crane lifts up to 800kg at 1.2m with a reach of 5.0m using fly jib. It offers lifting heights from 4.2m above ground to 145m underground with a 3-section boom. Powered by electric or Honda gasoline engine, it ensures safe and precise performance on site.

#### Key Features

Max. Loading Capacity: 800 kg @ 1.2 m

Working Radius: 3.0 m @ 400 kg

Ground Lifting Height: 4.2 m @ 600 kg

Hydraulic extendable tracks

Wireless remote & manual controls for easy operation

Hydraulic motor drive with 2-speed travel (0-1.2 km/h)

# 800kg

Safe Working Load

# SPIDER PLUS

## Crane Specifications

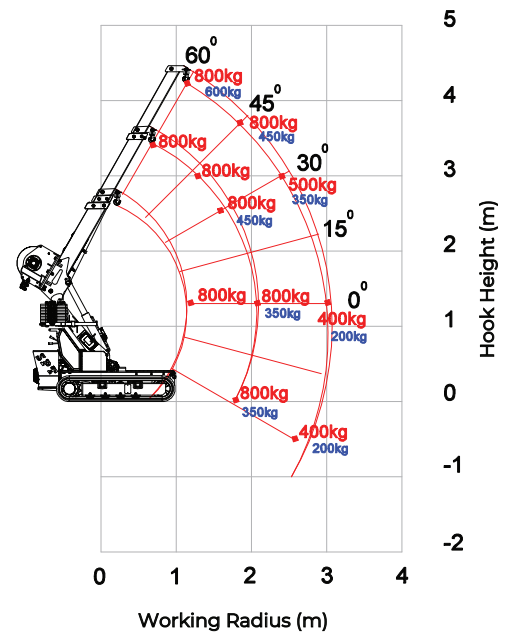
Max Capacity	800kgX1.2m	
Working radius	3.0m x 400kg 4.2m x 200kg Fly Jib	
Ground lifting height	4.2m x 600kg 5.0m x 500kg Fly Jib	
Underground lifting height	145mX800kg	
Winch device	Hook speed	0-15m /min
	Rope type	Ø 10mm×150m
Telescopic system	Boom form	3 section boom, quadrilateral box const.
	Boom length/Time	1.65m-3.5m/15sec
Up and downs	Boom angle/Time	-30° - 60° /12sec
Slew system	Slew angle/Speed	25°(Left) - 25°(Right) /16sec
Traction system	Walking way	Hydraulic motor drive, 2 speed
	Walking speed	0-1.2km/h
	Gradeability	15°
	Ground length×width	1225mm×200 mm
Electric motor	Ground pressure	23kpa 0.235kgf/cm <sup>2</sup> /39kpa 0.395kgf/cm <sup>2</sup>
	Voltage	AC380V optional
	Power/Speed	3kw/1440 min-1
Gasoline engine	Sound level	Rated speed ≤75dB A 1m
	Model	CX390 HONDA
	Type/Displacement	Single cylinder air cooling/0.389L
	Rated output	6.6kw/3600 min-1
	Starting method	Electric
	Operating temperature	-10° C~40° C
	Fuel/Volume	Gasoline/6L
	Battery capacity	12V 45AH
	Specific fuel consumption	0.3L/KW-h
	Sound Level	Rated speed ≤98dB A 7m
	Applied regulation/Altitude	China 3, EU stage V/1200m
Operate system	Type of operation	Wireless remote control and manual operation
	Operating characteristic	Full proportional control and linkage control
Dimension	Length x Width x Height Min	1880mm×780mm×1550mm
	Length x Width x Height Max	1880mm×1150mm×1850mm
Weight	Without Counterweight	1120kg (Optional)
	With Counterweight	1945kg

## Remotes



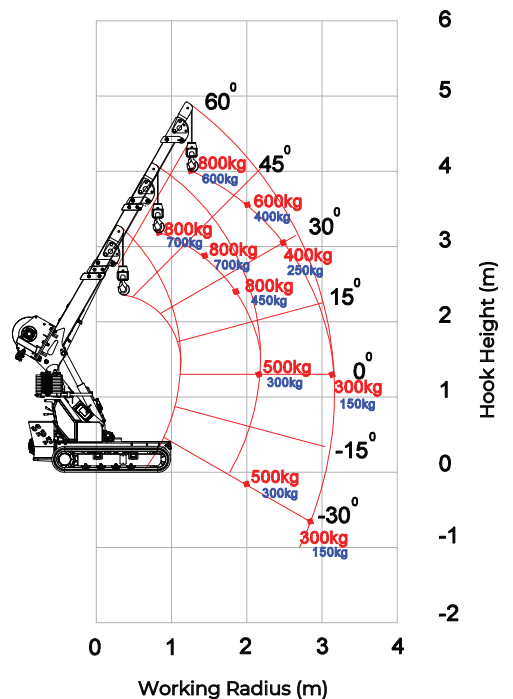
Standard radio remote control

## Main Boom with Searcher Hook



Maximum position of counterweight - **800 kg**  
 Minimum position of counterweight - **600 kg**

## Main Boom With Single Fall Hook

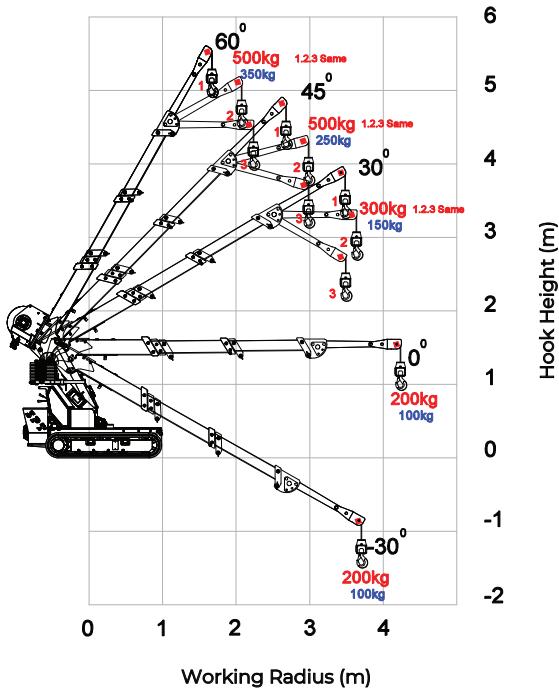


Maximum position of counterweight - **800 kg**  
 Minimum position of counterweight - **600 kg**

## 800kg

Safe Working Load

### Main Boom With Fly Jib Single Fall



Maximum position of counterweight - 500 kg  
 Minimum position of counterweight - 350 kg



### Dimension (mm)

