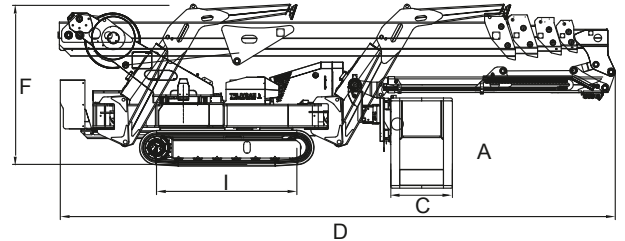


R360HY

SPIDER
PLUS

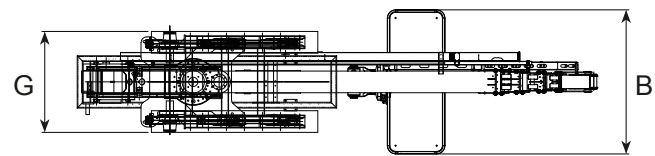
PERFORMANCE

WORKING HEIGHT	35.40 m
HORIZONTAL OUTREACH (120 KG.)	15.50 m
UP AND OVER CLEARANCE	-
CAGE CAPACITY	230 Kg
MOVABLE JIB	180°
CAGE ROTATION	180°
TURRET ROTATION	440°
GRADEABILITY	30%
SLOPE ANGLE (α)	13.5° - 25°
TRAVEL SPEED	1.0-2.0 Km/h



MEASURES

CAGE HEIGHT (A)	1.10 m
CAGE LENGTH (B)	2.00 m
CAGE WIDTH (C)	0.80 m
LENGTH (D)	7.20 m
LENGTH WITHOUT CAGE (E)	-
HEIGHT (TRAVELLING POSITION) (F)	2.10 m
WIDTH, MIN (G)	1.40 m
WIDTH, MAX (G')	-
GROUND CLEARANCE (H)	0.22 m
GROUND CLEARANCE MAX (H')	-
TRACK (L x W) (I)	2.25 x 0.30 m
LENGTH OUTRIGGER STANDARD (J)	6.17 m
WIDTH OUTRIGGER STANDARD (K)	5.21 m
LENGTH OUTRIGGER NARROW (L)	7.73 m
WIDTH OUTRIGGER MEDIUM (M)	4.10 m
WIDTH OUTRIGGER NARROW (N)	3.00 m
OUTRIGGER PLATE (Ø)	0.20 m

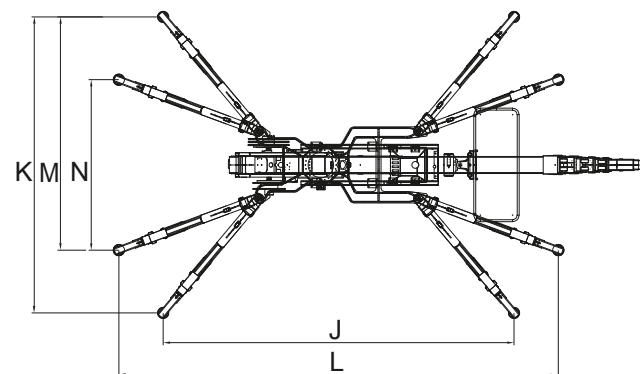


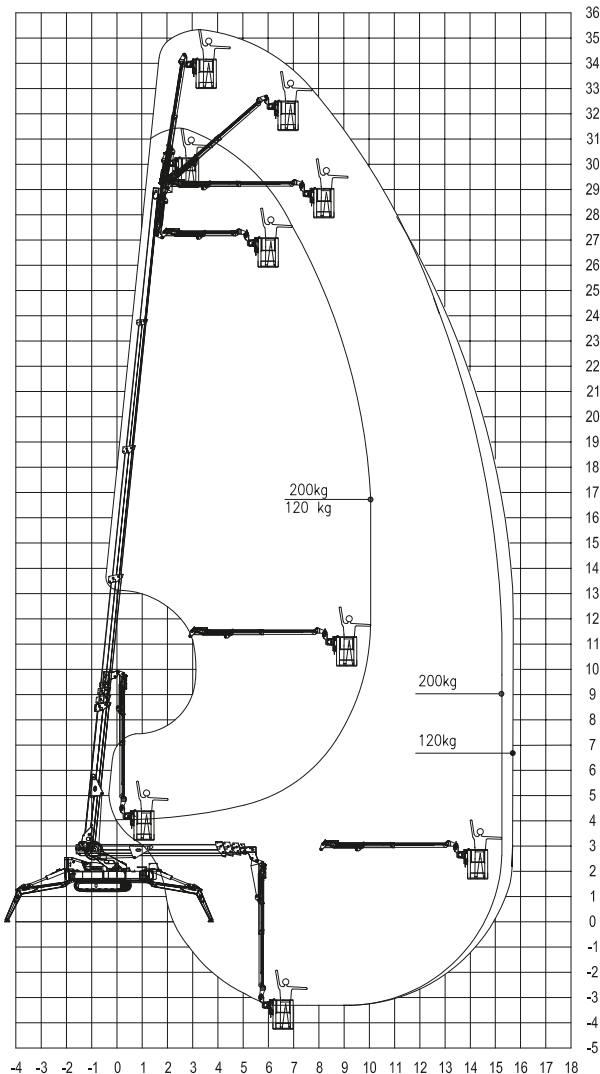
WEIGHT

TOTAL WEIGHT	7000 Kg
TRAVEL CONFIGURATION PRESSURE	3.35kN/m2
WORK CONFIGURATION PRESSURE	3.14 kN/m2
MAX OUTRIGGER FORCE	44.34 kN

POWER SOURCES

STANDARD Diesel Engine	28 kW
STANDARD Electric Motor	220V - 3.0 kW
OPTIONAL Lithium Battery	48V - 200 Ah
FUEL TANK CAPACITY Diesel Engine	60 l
OIL TANK CAPACITY	110 l





CHASSIS

- Powerful track drive with hydraulic braking system
- Precise manoeuvring over sensitive radio control
- Rubber tracks with specially arranged profile providing optimum grip

STABILISATION

- Variable outrigger system with one side or both sides narrow or wide setup option

BOOM SYSTEM

- Telescopic boom + jib
- Articulated Jib 180°
- Turnable basket 180°
- Electric proportional (Danfoss) and radio controls
- Electric cage self levelling system
- Turret rotation with slewing ring

POWER SOURCES

- 220V electric motor
- 28 kW diesel engine with electronically regulated engine control
- Start/ Stop device for the engine in the cage

PRODUCTIVITY, SAFETY & QUALITY

- 110V (US) / 230V (EU) power socket in the cage
- High quality paint in RAL 9003 & RAL 2001
- Hand pump for emergency lowering
- Lock valves on hydraulic cylinders
- Relief valves protecting the hydraulic system from too high pressures
- Protective covers for all components
- Hour meter

OPTIONS

- Battery drive (lithium) 48V 200 Ah (R360HY)
- Outrigger self levelling system
- Outrigger pads
- Non marking rubber tracks
- Custom paintwork
- Electric pump for emergency lowering