

SPT299



Max lifting height 9.5m

Capacity 2.95t x 1.3m

Working radius 8.79m

Weight 2250kg

Features

- * 9.5m Max Working Height
- * 2.95 Ton Max Capacity
- * Slim Body Width(850mm)
- * Dual Power
(Diesel Engine and Electric Motor)
- * Safe Load Moment Limiter
- * Intelligent Display Screen
- * Proportional Remote Control
- * Crane/Outrigger Interlock System
- * Outrigger Position Detector Device
- * Tilt Sensor/Alarm
- * Automatic Hook Stow
- * Weight 2250kg
- * Two Years Warranty

2.95t

Safe Working Load

SPIDER PLUS

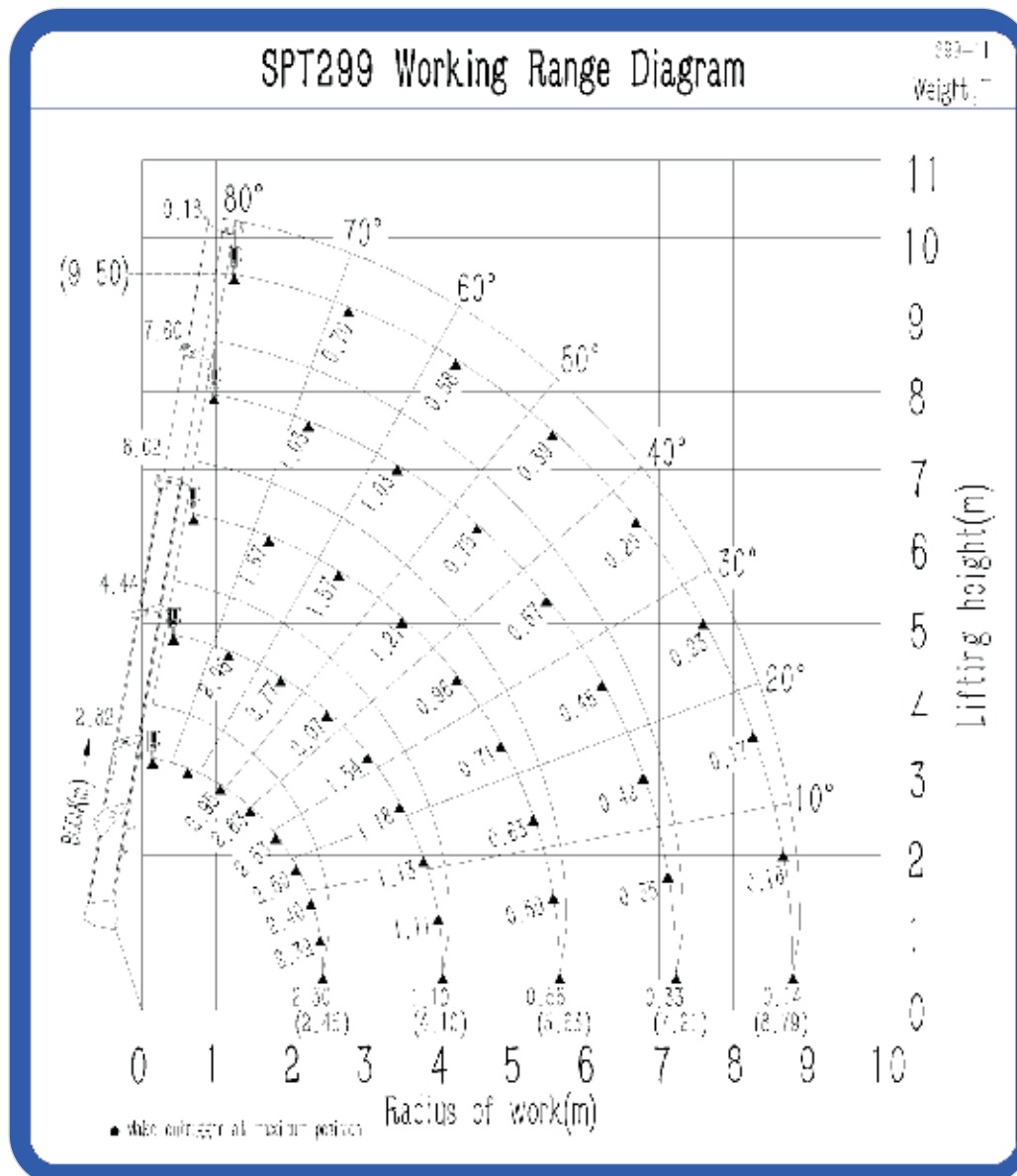


Intelligent Display Screen



Proportional Wireless Remote Control

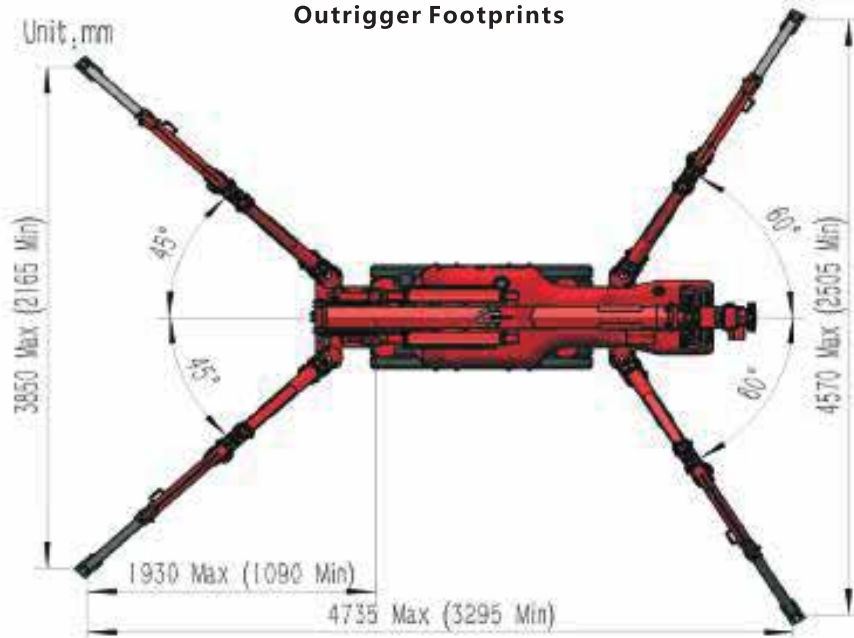
Working Range Diagram Without Fly Jib



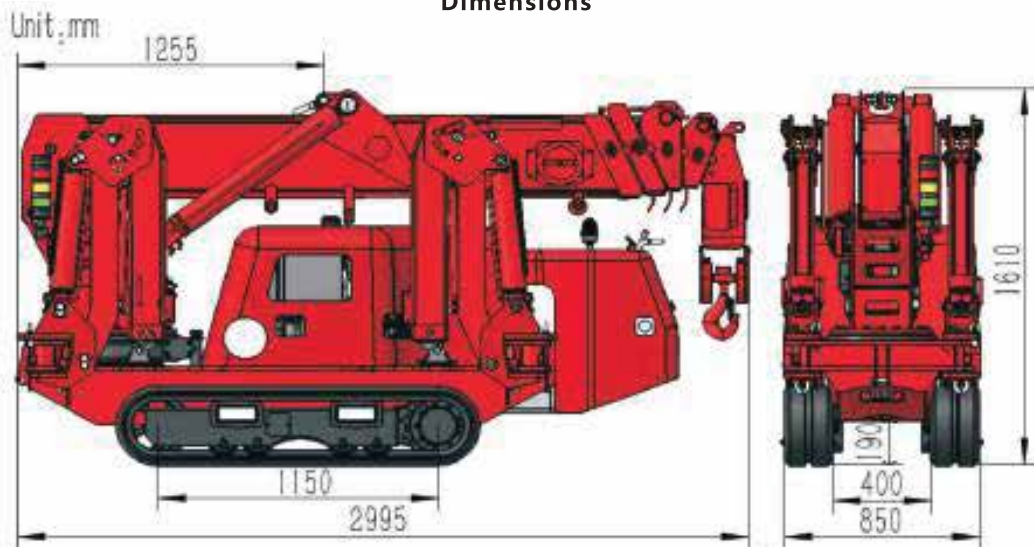
2.95t

Safe Working Load

Outrigger Footprints



Dimensions



| Total rated load Outriggers at Maximum position (4fall) | | | | | | | |
|---|---------------------|-------------------|---------------------|-------------------|---------------------|-------------------|---------------------|
| 2.82/4.44 BOOM | | 6.02 BOOM | | 7.60 BOOM | | 9.18 BOOM | |
| Working radius(m) | Total rated load(t) | Working radius(m) | Total rated load(t) | Working radius(m) | Total rated load(t) | Working radius(m) | Total rated load(t) |
| <1.30 | 2.95 | <2.90 | 1.57 | <3.60 | 1.03 | <4.00 | 0.70 |
| 1.50 | 2.61 | 3.00 | 1.52 | 4.00 | 0.90 | 4.50 | 0.55 |
| 2.00 | 2.50 | 3.50 | 1.15 | 4.50 | 0.72 | 5.00 | 0.42 |
| 2.50 | 2.30 | 4.00 | 0.97 | 5.00 | 0.60 | 5.50 | 0.38 |
| 3.00 | 1.84 | 4.50 | 0.76 | 5.50 | 0.54 | 6.00 | 0.34 |
| 3.50 | 1.30 | 5.00 | 0.67 | 6.00 | 0.46 | 6.50 | 0.29 |
| 4.00 | 1.10 | 5.63 | 0.56 | 6.50 | 0.40 | 7.00 | 0.25 |
| | | | | 7.21 | 0.33 | 7.50 | 0.23 |
| | | | | | | 8.00 | 0.19 |
| | | | | | | 8.79 | 0.14 |

| Total rated load Outriggers at any other position (4fall) | | | | | | | |
|---|---------------------|-------------------|---------------------|-------------------|---------------------|-------------------|---------------------|
| 2.82/4.44 BOOM | | 6.02 BOOM | | 7.60 BOOM | | 9.18 BOOM | |
| Working radius(m) | Total rated load(t) | Working radius(m) | Total rated load(t) | Working radius(m) | Total rated load(t) | Working radius(m) | Total rated load(t) |
| <1.30 | 1.80 | <2.90 | 0.63 | <3.60 | 0.50 | <4.00 | 0.40 |
| 1.50 | 1.56 | 3.00 | 0.62 | 4.00 | 0.40 | 4.50 | 0.34 |
| 2.00 | 1.28 | 3.50 | 0.50 | 4.50 | 0.34 | 5.00 | 0.28 |
| 2.50 | 0.80 | 4.00 | 0.40 | 5.00 | 0.28 | 5.50 | 0.22 |
| 3.00 | 0.62 | 4.50 | 0.34 | 5.50 | 0.22 | 6.00 | 0.19 |
| 3.50 | 0.50 | 5.00 | 0.28 | 6.00 | 0.19 | 6.50 | 0.16 |
| 4.00 | 0.40 | 5.63 | 0.21 | 6.50 | 0.16 | 7.00 | 0.12 |
| | | | | 7.21 | 0.12 | 7.50 | 0.10 |
| | | | | | | 8.00 | 0.09 |
| | | | | | | 8.79 | 0.06 |

2.95t

Safe Working Load

SPIDER PLUS

Specifications

| | | |
|----------------------------|---|---|
| Model | SPT299 | |
| Capacity | 2.95t×1.3m | |
| Working radius | 8.79m×0.14t | |
| Ground lifting height | 9.5m×0.7t | |
| Underground lifting height | 10m×1t(4 fdl) 20m×1t(2 fdl) 40m×0.74t(1 fdl) | |
| Winch device | Hook speed | 0-8m/min (4 fdl) |
| | Rope type | Φ8mm×50m(Minimum breaking force 60.6KN 2160N/mm²) |
| Telescopic system | Boom form | 5 section boom, hexagonal box construction |
| | Boom length/Time | 2.82m-9.18m/20sec |
| Up and downs | Boom angle/Time | 0-70°/13sec |
| Slew system | Slew angle/Speed | 0-360°(continuous)/ 60sec |
| Outrigger | Outrigger active form | Manual+Hydraulic |
| | Maximum extended dimensions (mm) | 4735(Length)X3850(Front)X4570(Back) |
| Traction system | Walking way | Hydraulic motor drive, 2 speed |
| | Walking speed | 0-2.5km/h |
| | Grade ability | 20°(36%) |
| | Ground length×width | 1150mm×230 mm |
| | Ground pressure | 42kpa(0.43 kgf/cm²) |
| Electric motor | Voltage | AC380V(Optional) |
| | Power/Speed | 4kw/1440 min-1 |
| | Sound level | Rated speed ≤ 60dB(A) (1m) |
| Diesel engine | Model | 2TNV70 (YANMAR) |
| | Type/Displacement | 2 cylinder water cooled/0.57L |
| | Rated output | 7.5kw/2400 min-1 |
| | Starting method | Electric |
| | Operating temperature | -5°C~ 40°C |
| | Fuel/Volume | Diesel/12L |
| | Battery capacity | 12v 45AH |
| | Specific fuel consumption | 284g/kW-h |
| | Sound Level | Rated speed ≤ 80.5dB(A) (1m) |
| Operate system | Type of operation (crane walk, leg, accelerator) | Wireless remote control and manual operation |
| | Operating characteristic | Full proportional control and linkage control |
| Dimension | Length×Width×Height | 2995mm×850mm×1610mm |
| Weight | (Without optional equipment) | 2250kg |
| Standard equipment | Diesel engine and motor (Dual power), Manual and wireless proportional remote (Dual operation mode), Intelligent display screen, Moment limiter, Over hoist alarm and automatic stop device, Three-winding alarm and automatic stop device, Automatic hook stop, Outrigger position detector device, Outrigger off ground (or crane body 3-degree inclination) alarm and automatic stop device, Slings rope detachment protector, EMO switch, Three color lamp, Remote control lamp, Voice prompt, Walking/Outrigger/Boom three-mode interlock system, Data records | |
| Optional equipment | Searcher hook (0.6t), Flyjib(0.7t), Single fall hook, Outrigger Pads, Man basket | |