

# SC500 CRANE



- Total width 1.4m
- Max working radius 16.5m
- Max height 17.5m
- Power - Diesel or electric cable
- Radio remote control as standard

The SC500 is a powerful mini crane with a lifting capacity of an incredible 5,000 kg, you will not find a comparable model in this class. In addition, the mini crane has a maximum working height of 17.5 m. The compact design, a narrow clearance width of 1.4 m, are also convincing features. It is driven by a powerful diesel engine or by a power cable / 380V-440V, 3-phase, making it virtually silent and emission-free

## Remotes



Standard radio remote control

## Crane Specifications

Crane capacity	Capacity	5.0t x 3.0m
Max working radius	Max	16.50m x 0.30t
Ground lifting height		17.5M x 1.30t
Underground lifting height		17.5m X 2.5t 4fall 35m X 2t (2fall) 70m X 1t (1 fall)
Winch device	Hook speed	0-14m/min (4 fall)
	Rope type	Ø10mm×90m
Telescopic system	Boom form	5 section boom, hexagonal box construction
	Boom length/Time	5.05m-17.00m/120sec
Up and downs	Boom angle/Time	0-80°/18sec
Slew system	Slew angle/Speed	0-360°(continuous)/30sec
Outrigger	Outrigger active form	Manual+Hydraulic
	Maximum extended dimensions (mm)	5560(Length)X5850(Front)X5760(Back)
	Traction system	Hydraulic motor drive 2 speed
Traction system	Walking speed	0-2.0km/h
	Grade ability	20°(36%)
	Ground length x width	1810mm×350 mm
	Ground pressure	51kpa(0.52 kgf/cm <sup>2</sup> )
Electric motor	Voltage	AC380V(Optional)
	Power/Speed	7.5kw/1440 min-1
Diesel engine	Sound level	Rated speed ≤78dB(A) (1m)
	Model	V1505(Kubota)
	Type/Displacement	4 cylinder water cooled/1.498L
	Rated output	18.5kw/2300 min-1
	Starting method	Electric
	Operating temperature	-5°C~40°C
	Fuel/Volume	Diesel/40L
	Battery capacity	12v 45AH
	Specific fuel consumption	264g/kw-h
	Sound Level	Rated speed ≤84dB(A) (1m)
Applied regulation /Altitude	EPA-Tier4, EC stage V/1200m	
Operate system	Type of operation	Wireless remote control and Dual axis joystick controller
	Operating characteristic	Full proportional control and Proportional joystick control
Dimension	L x W x H	5480mm x 1400mm x 2000mm
Weight	Without optional equipment	6200kg
Standard configuration	Diesel engine, Electric motor, Radio remote control, Searcher hook, Black rubber track, Intelligent display screen, Moment limiter, Over hoist alarm and automatic stop device, Three-winding alarm and automatic stop device, Automatic hook stow, Outrigger position detector device, Outrigger off the ground alarm and automatic stop device, Slinging rope detachment protector, EMO switch, Three color lamp, Remote control lamp, Voice prompt, Walking/Outrigger/Boom three-mode interlocksystem, Data records	
Optional configuration	Glass suction, White rubber track, Manual fly jib, Single-man basket, Outrigger pads	

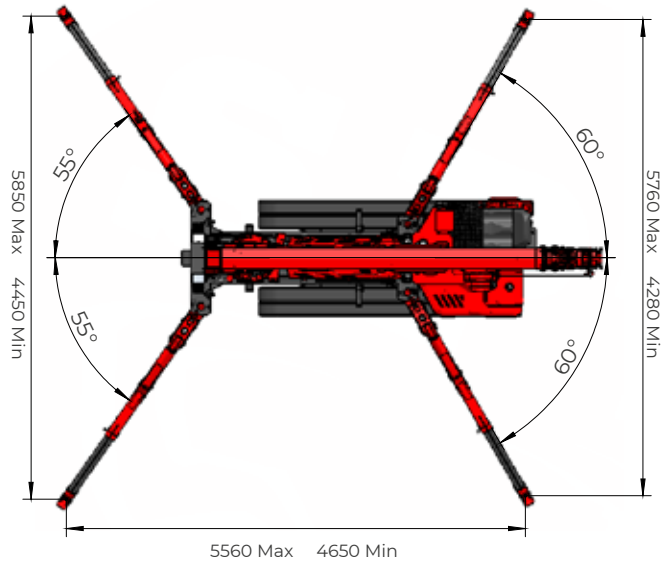
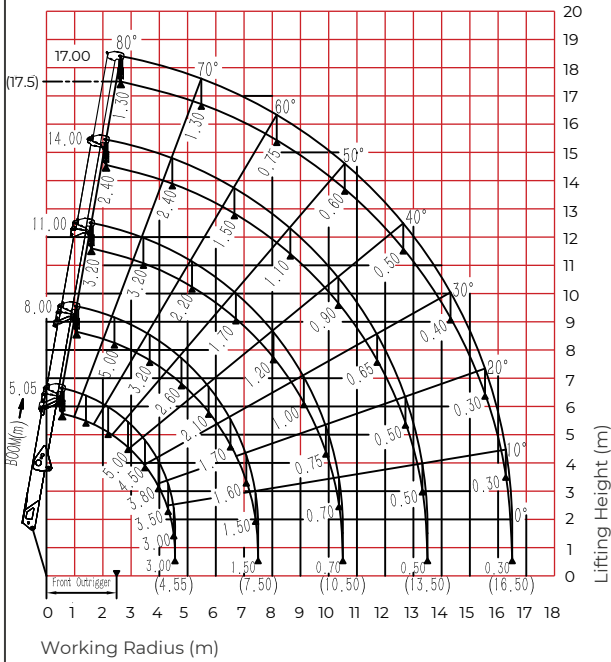
# 5.0t

Safe Working Load

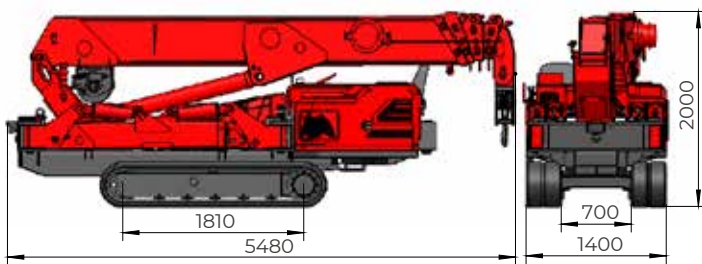
# SPIDER PLUS

## Rated Loads & Outrigger Positions

Working Range Diagram Without Fly Jib



## Dimensions



## Total rated load Outriggers at Maximum position(4fall)

Working radius	Total rated load (t)				
	5.05 boom	8.00 boom	11.00 boom	14.00 boom	17.00 boom
2.50	5.00	5.00	3.20	2.40	—
3.00	5.00	4.00	3.20	2.40	1.30
3.50	4.50	3.30	3.20	2.40	1.30
4.00	3.80	3.00	3.00	2.40	1.30
4.55	3.00	2.70	2.70	2.40	1.30
5.00		2.50	2.20	2.20	1.30
6.00		2.00	1.90	1.60	1.00
7.00		1.60	1.60	1.40	0.90
7.50		1.50	1.40	1.30	0.80
8.00			1.20	1.20	0.75
9.00			1.00	1.10	0.70
10.00			0.75	0.95	0.65
10.50			0.70	0.90	0.65
11.00				0.70	0.60
12.00				0.65	0.55
13.00				0.50	0.50
13.50				0.50	0.45
14.00					0.40
15.00					0.35
16.00					0.35
16.50					0.30