

DT28 SPYDER



Working Height 28m

Aluminum Cage

Machine weight 2.8 Ton

CELA ACCESS PLATFORMS

Spider Plus sells Self Propelled Access Platforms. We are one of the most specialized operators of this type of equipment in the market and our operations and maintenance teams are highly experienced in their respective areas. Self propelled access platforms are a unique solution to confined space lifting. Small enough to fit through a single or double doorway, they can lift up to a capacity of 260kg. Their compact nature means that they are well suited to a variety of complex maintenance problems faced by project teams operating with limited space.

Technical Specifications

Working Height	28m
Max. Reach horizontal	9 m
Brace support length	3.6 m
Platform length	1.4 m
Lateral range	9 m / 200 kg
Slewing angle	7200
Radio Remote Control	Standard
Clearance Height	1.95M
Basket Rotation	-90 +90
Basket Capacity	230Kg
Hook Capacity	260Kg
Power	230 Volt Single Phase
Automatic	Automatic Folding
Automatic	Automatic Stabilization
Machine weight	2.8 Ton
Below Ground (Down Reach)	-3 m
Travel speed	0 - 2 km / h

Remotes

Electronic + Radio

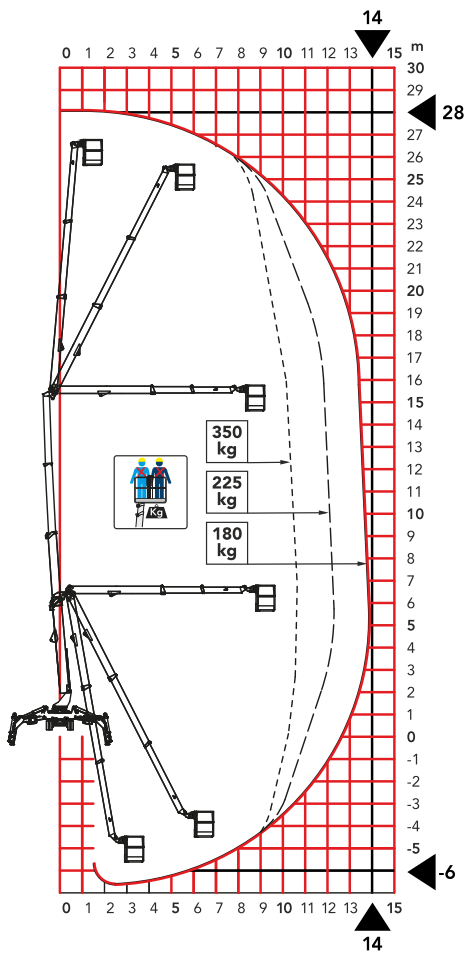
Operators can safely manage the machines from outside the basket using a radio console which gives full control over the hydraulic boom, knuckle and jib.



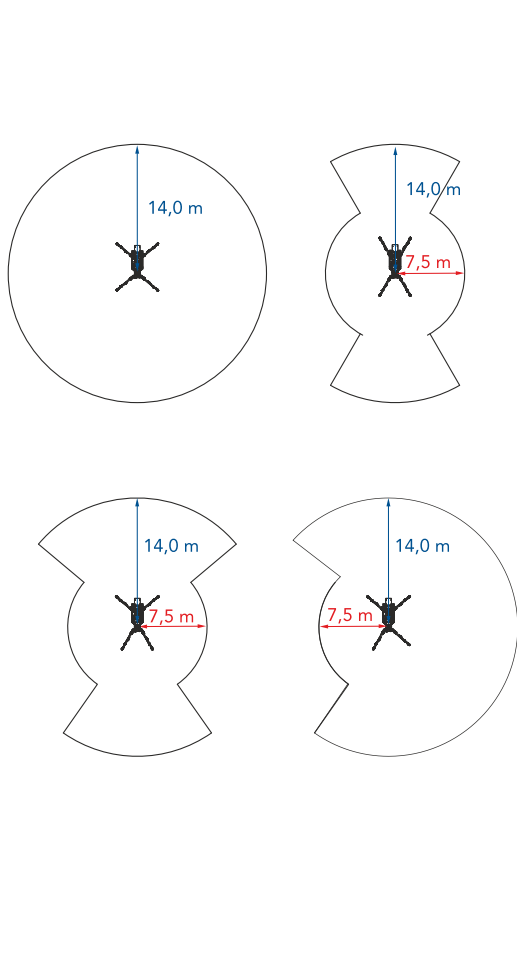
28m

Working Height

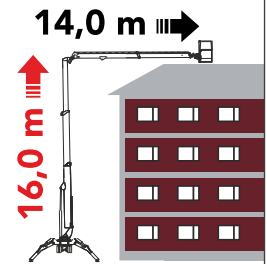
Working Envelope



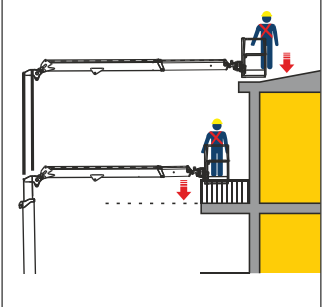
Horizontal Reach And Out Reach Postion




Passiamo sopra ogni cosa
We fly all over



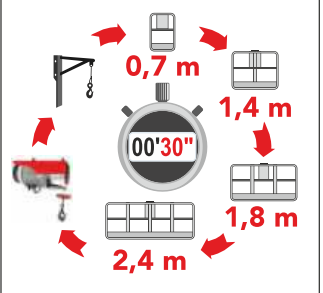
Sbarco in quota autorizzato
Authorized height landing



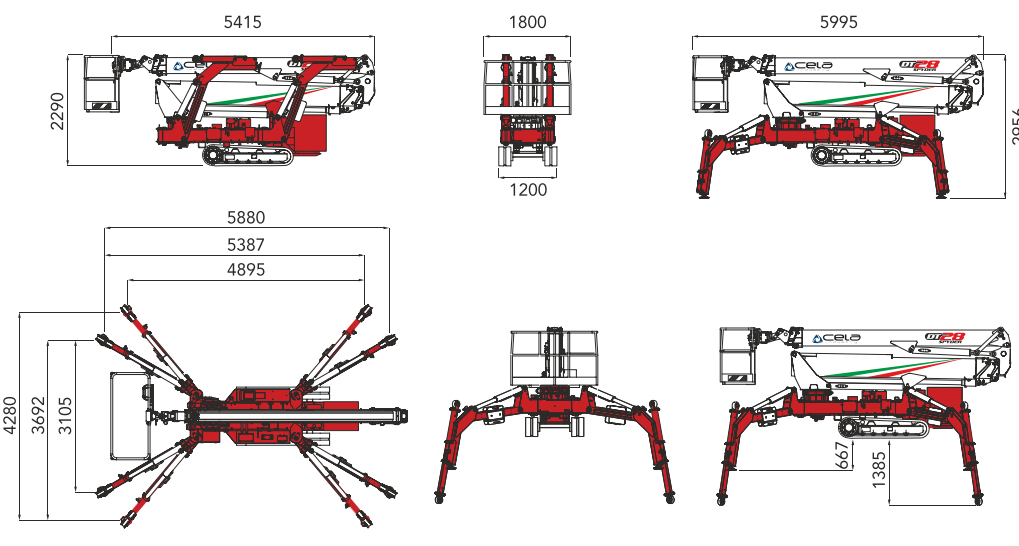
Come un ascensore
Like an elevator



Tutto in uno
All in one



Dimensions



28m

Working Height

Standard equipment for DT28

"Self loading" Spyder, max loading height 130 cm
230V electric connection in the cage
230V/50Hz mono-phase inverter controlled electro pump, with battery charger
Acoustic warning from the cage
All function radio control
Automatic stabilization device
Blinking lights on outriggers
Cage rotation $\pm 90^\circ$
Cage - Aluminium 1800 x 700 x 1100 mm (Spyder DT28 max load 350 kg, Spyder DT30 max load 225 kg)
Emergency hand pump
Flanged lock valves on cylinders
Fully compensated hydraulic system with high pressure filtering system
Fully electronically operated via CAN-bus oil distributor
Hour counter
Multi-axial level
Outrigger pads(4 items)
Painting - Cylinders, turret and pistons: White RAL 9010
Painting - Mainframe: Blue RAL 5013 or Black
Painting - Telescopic booms: Blue RAL 5013 or White RAL 9010
Remote management and diagnostic software (CRSS)
Start/Stop engine from the cage
Turret rotation 365°
Four-cylinder diesel Hatz water cooled motor (compliant to CHINA 3 non road machinery regulations for the Chinese Market)
Three-cylinder diesel Hatz water cooled motor (compliant to USA TIER 4 - EU STAGE 5 non road machinery regulations for the USA and European Market)



28m

Working Height



List of available options

110V/60Hz mono-phase electro pump, with battery charger
220V Hydraulic generator
Air/Water connection between cage and turret, max pressure 100bar
Anti-dust brushes for boom protection
Blinking lights on outriggers
Cage - Aluminium 700x700x1100 mm, max load 120 kg both
Cage - Aluminium 1400x700x1100 mm (Spyder DT28 max load 350 kg, Spyder DT30 max load 225 kg)
Cage - Aluminium 2400x700x1100 mm reduced max load
Cage - Fiberglass 800x600x1100 mm (max load 120 kg both models)
Cage - Fiberglass 1200x620x1100 mm (Spyder DT28 max load 330 kg, Spyder DT30 max load 200 kg)
Cage - Material handling 1400x700x550/2430x1166x50 mm (Spyder

Suggested options

Air/Water connection between cage and turret, max pressure 100bar
Anti-dust brushes for boom protection
Hoist Hook
One-click auto-closing function

DT28 max load 330 kg, Spyder DT30 max load 205 kg)
Customized stickers with customer logo
Dead man pedal in the cage
Fixed Intercom system ground/cage
Heated Lithium Batteries (only Lithium version)
Hoist Hook (Spyder DT28 max load 390 kg, Spyder DT30 max load 200 kg)
One-click auto-closing function
One-click auto-opening function
Remote management software (5 years)
Safety harness (each)
Special painting - Mainframe
Special painting - Upper part, cylinders and outriggers
White non-marking tracks
Winch (electric) (Spyder DT28 max load 330 kg, Spyder DT30 max load 200 kg)