




MRTA6 Dual Circuit



MRTA6 · Compact



MRTA6 · Linear 1



MRTA6 · Linear 2

Innovative Quadra-Tilt Vacuum Technology

The MRTA6 is the first lifter with 'Quadra-Tilt' - a unique geometric tilt mechanism that provides mechanical assistance to the operator.


This means that the force needed to tilt a load is less than half that typically required for a lifter that pivots around a single point. When a load is tilted to either the upright or the flat position, the lifter maintains the load automatically without using latches.

The dual circuit MRTA6 also features 360° continuous manual rotation as well as moveable pads and extensions arms that can accommodate a variety of load sizes and shapes.

Key Features

- Capacity: 500kg
- Dual circuit vacuum system with reserve tank, non-return valve and vacuum gauge for each circuit
- Mechanically assisted 90° tilt from vertical to horizontal
- Manual 360° rotation (continuous) lockable at eight intermediate positions
- Integral maintenance-free vacuum pump
- 12v rechargeable battery with integral 110v or 240v charger and energy gauge
- Audio-visual low vacuum warning
- Four extension arms allow alternative configurations
- 0° and 90° tilting locking latch system
- On-board control panel

500kg
Safe Working Load



Extended



Technical Specifications

Safe working load	capacity:	500kg	336kg	168kg
<small>(smooth, clean surface at 60% vacuum)</small>				
Number of suction cups	cups:	6	4	2
Suction cup	description:	black rubber, not abrasion resistant.		
Suction cup diameter	diameter:	305mm		
Suitable for lifting	material properties:	gastight / non-porous		
	surface:	smooth		
	example:	glass, plastic boards, ceramic plates, sheet metals, coated boards		
Weight of lifter	approx:	86kg	60kg	
Depth of lifter	depth:	290mm		
Rotation	rotation:	360° continuous lockable		
Tilt	tilt:	90° mechanically assisted & lockable		
Vacuum system	dual circuit:	1 pump, 2 vacuum reserve tanks		
Voltage	pump:	12v DC from rechargeable battery		
	battery charger:	110v/240v 50/60Hz single phase factory selectable		
Standard accessories	standard	4 x extension arms and 2 pads, 0° and 90° tilting locking latch system		
Optional accessories	optional	<ul style="list-style-type: none"> • Stone pads (405kg capacity) • Curved pads (405kg capacity) 		

Technical Data (mm)

