


URW-295



- Total width 0.6m
- Max working radius 8.41m
- Petrol powered with LPG and electric option
- Diesel powered with electric option
- Zero length increase with electric option (except diesel)
- Operator control of outrigger extension
- Radio remote control as standard
- Working area limitation
- Slew limitation (optional)
- Intelligent throttle activation for economy and ecology

The URW-295 is the first mini crane available in Europe narrow enough to allow access through a standard doorframe, but with almost 3 tonnes of lifting power. It also leads the way technically with an array of innovative safety features including a computer-controlled, intelligent voice warning system and the unique UNIC pressure compensation proportional valve, which allows multi-function radio remote control operation.

Additional Features



Radio remote control



Full safe load indicator

Crane Specifications

Crane capacity	capacity:	2.9t x 1.4m
Max working radius	max:	8.41m
Max lifting height	approx:	8.8m (9.8m with manual fly jib, 10.47m with fixed hook)
Rope length	max:	14.12 m (4 fall), 29.24 m (2 fall), 59.47 m (1 fall)
Dimensions	folded:	2690mm (2905mm diesel & electrical dual) (l) x 600mm (w) x 1375mm (h)
Weight	unladen:	1850kg (1950kg with electric option)
Point loadings	Due to the many variables involved, point loadings are only available on request	
Hook speed	approx:	10m/min (with 4 layers and 4 falls)
Telescopic system	boom length: telescoping speed: boom type:	2.53 - 8.65m 6.12m/20 seconds 5 section, hydraulically telescoping boom, hexagonal box construction
Derricking angle/speed	approx:	0 - 78° / 11 seconds
Slewing angle/speed	approx:	360° (continuous) 1.5 min rpm
Traction system	drive: travel speed: gradeability: track ground length: track ground pressure: track width:	hydrostatic, stepless forward and reverse 0 - 2.3 km/h ± 20° (vertical), 10° (traverse) 1050mm 48kPa (0.49 kg/cm ²) 180 mm
Engine	manufacturer: drive: maximum output: starting method: tank capacity:	Mitsubishi Petrol, Petrol and 400V electric dual power 9.6kW (13 PS) / 2000min (U/Min) Elektrisch 6 liter petrol
Electric motor	power: voltage:	3.7kW 400v AC 50/60 Hz
Standard equipment	computer controlled moment limiter (safe load indicator), radio remote control, overwinding alarm, computer controlled intelligent voice warning system, multi-function operation by radio remote control, intelligent throttle activation, automatic hook stow, overload warning alarms, overload warning lamps, working area limitation	
Optional equipment	1 fall hook block, 2 fall hook block, mains electric dual power (400v), slew limitation, searcher hook small 300kg, searcher hook 700kg, manual fly jib 700kg with single part line	

2.9t

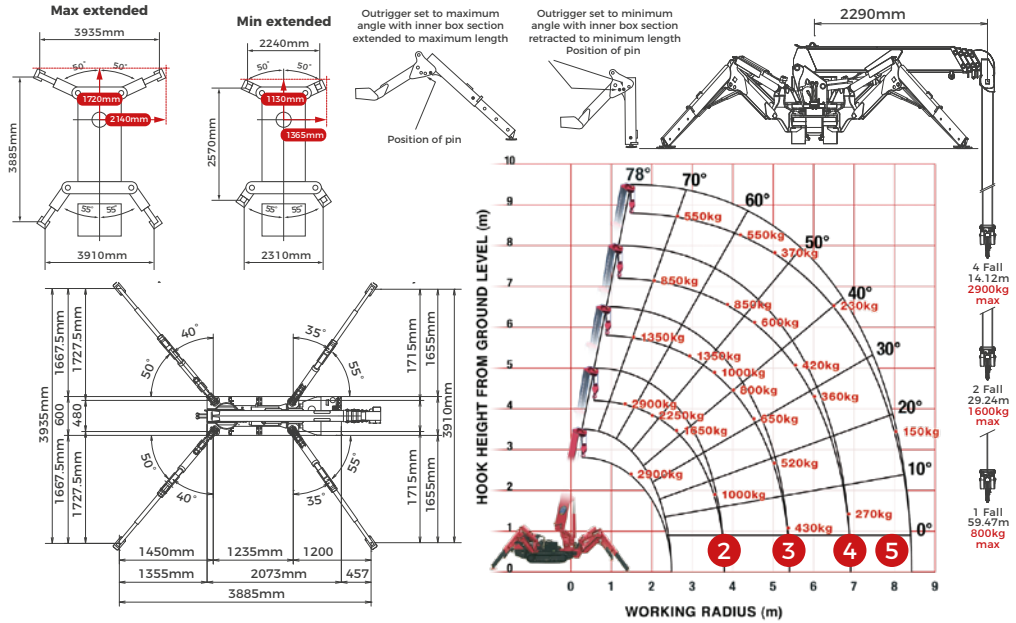
Safe Working Load



Optional Searcher Hook & Fly Jib

Lifting Capacity 700kg (max)
Length 1500mm
Weight 40kg
Angles 0°, 20°, 40°, 60°

Rated Loads & Outrigger Positions



SECOND STAGE EXTENDED 2.53 - 4.075m BOOM LENGTH

Working radius	m	up to 1.0	1.4	1.5	1.8	2.0	2.5	3.0	3.5	3.835
Outrigger Max-extended	kg	2900	2900	2650	2250	2050	1650	1300	1000	900
Outrigger Min-extended	kg	2000	2000	2000	1450	1100	650	490	350	250

THIRD STAGE EXTENDED 4.075 - 5.61m BOOM LENGTH

Working radius	m	up to 2.2	2.5	2.9	3.0	3.5	4.0	4.5	5.0	5.37
Outrigger Max-extended	kg	1350	1350	995	995	800	650	520	430	430
Outrigger Min-extended	kg	800	650	530	500	380	280	220	160	120

FOURTH STAGE EXTENDED 5.61 - 7.13m BOOM LENGTH

Working radius	m	up to 3.3	3.8	4.0	4.5	5.0	5.5	6.0	6.5	6.89
Outrigger Max-extended	kg	850	850	750	600	500	420	360	320	270
Outrigger Min-extended	kg	420	340	300	250	190	140	100	80	60

FIFTH STAGE EXTENDED 7.13 - 8.65m BOOM LENGTH

Working radius	m	up to 3.8	4.1	4.5	5.0	5.5	6.0	6.5	7.0	8.0	8.41
Outrigger Max-extended	kg	550	550	450	370	310	270	230	200	150	130
Outrigger Min-extended	kg	350	290	250	200	160	130	100	70	40	30

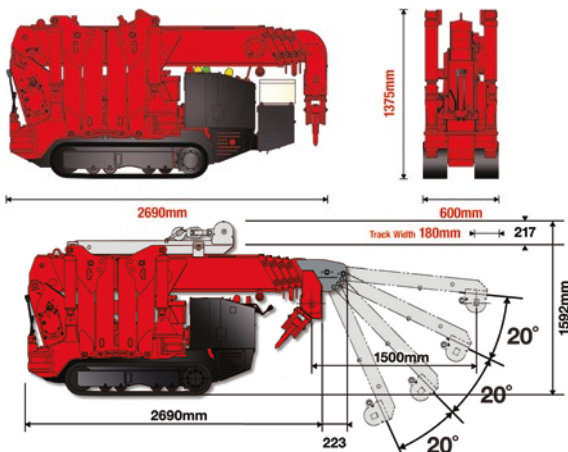
Searcher Hook Small - 300kg

Stowed position

In operation

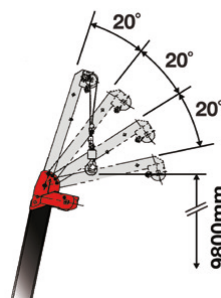
Crane capacity 300 kg (max)
Length 500 mm
Weight 15 kg
Angles 0°, 20°, 40°, 60°

Dimensions



Searcher Hook & Fly Jib

Fly Jib - Maximum Load
400kg-700kg (angle rated)



Searcher Hook - Maximum Load
500kg-700kg (radius rated)

