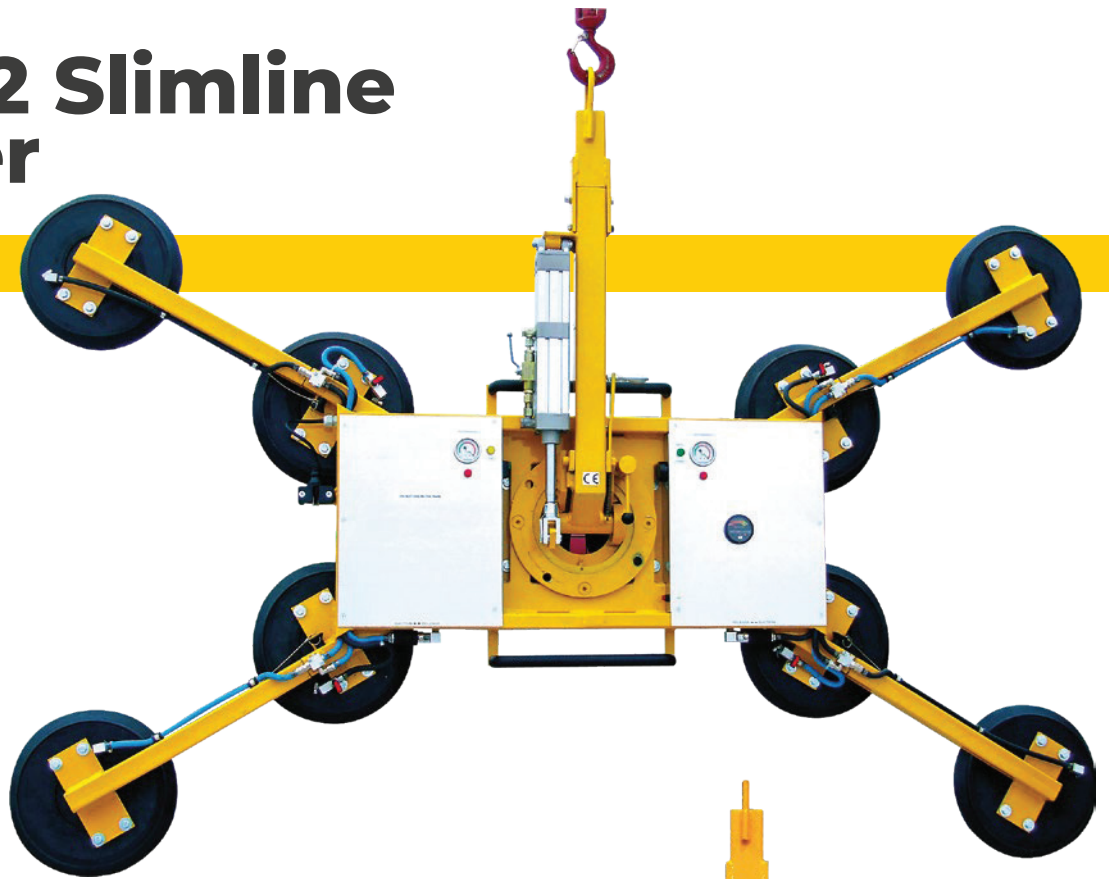


DSZ2 Slimline Lifter



Slender & Powerful Lifter


One of our slimmest lifters at 180mm, the DSZ2 fits in the gap between the building scaffold and envelope.

The DSZ2 is fully featured with manual 360° continuous rotation and 90° tilt (manual and hydraulically dampened versions available).

The dual circuit DSZ2 includes four extension arms and pads as standard to raise the maximum capacity from 450kg to 750kg. The lifter can also be supplied with an optional wheeled stand for easy storage and transport.

rotation through 180° and individual pad shut-off valves to help accommodate irregular loads.

Standard manual tilt



450kg capacity

Key Features

- Capacity: 750kg
- Dual circuit vacuum system with reserve tank, non-return valve and vacuum gauge for each circuit
- Manual or optional hydraulically dampened 90° tilting from vertical to horizontal
- Manual 360° lockable rotation (continuous)
- 2 or 4 integral maintenance-free vacuum pumps
- 2 x 12v rechargeable batteries with integral 110v or 240 charger and battery energy gauge
- Audio-visual low vacuum warning
- Four extension arms with pads supplied as standard
- On-board control panel



750kg
Safe Working Load





Adjustable lift bail



Optional cable remote control

Hydraulically dampened tilt



Technical Specifications

Safe working load	capacity:	750kg*	450kg
<small>(smooth, clean surface at 60% vacuum)</small>			
Number of suction cups	cups:	10	6
Suction cup	description:	black rubber, not abrasion resistant.	
Suction cup diameter	diameter:	330mm	
Suitable for lifting	material properties:	gastight / non-porous	
	surface:	smooth	
	example:	glass, plastic boards, ceramic plates, sheet metals, coated boards	
Weight of lifter	approx:	121kg	103kg
		(with arms)	(without arms)
Depth of lifter	depth:	180mm	
Rotation	rotation:	360° manual lockable	
Tilt	tilt:	90° manual or optional hydraulically dampened	
Vacuum system	dual circuit:	2 or 4 pumps, 2 vacuum reserve tanks	
Voltage	pump:	12v DC from x 2 rechargeable batteries	
	battery charger:	110v/240v 50/60Hz single phase factory selectable	
	mains operation:	110v/240v 50/60Hz single phase	
Standard accessories	standard	4x extension arms with pads, adjustable lift bail	
Optional accessories	optional	cable remote control, hydraulically dampened tilt.	

* The capacity is only 750kg with extension arms and 10 pads fitted.

Technical Data (mm)

